



CAMBRIDGE

Starters

6



Answer Booklet

Examination Papers from
University of Cambridge
ESOL Examinations

Contents

Introduction	4
Test 1 Answers	6
Test 2 Answers	11
Test 3 Answers	16
Speaking	
Starters Thematic Vocabulary List	21

Introduction

The *Cambridge Young Learners English Tests* offer an elementary-level testing system for learners of English between the ages of 7 and 12. The tests include 3 key levels of assessment: *Starters*, *Movers* and *Flyers*.

Starters is the lowest level in the system. Test instructions are very simple and consist only of words and structures specified in the syllabus.

The complete test lasts about 45 minutes and has the following components: Listening, Reading and Writing, and Speaking.

	length	number of parts	number of items
Listening	approx. 20 minutes	4	20
Reading and Writing	20 minutes	5	25
Speaking	approx. 3–5 minutes	5	–

Candidates need a pen or pencil for the Reading and Writing paper, and coloured pens or pencils for the Listening paper. All answers are written on the question papers.

Listening

In general, the aim is to focus on the 'here and now' and to use language in meaningful contexts.

In addition to multiple-choice and short-answer questions, candidates are asked to use coloured pencils to mark their responses to one task. There are 4 parts. Each part begins with a clear example.

part	main skill focus	input	expected response	number of questions
1	listening for words and prepositions	picture and dialogue	draw lines to position things correctly on a picture	5
2	listening for numbers and spelling	illustrated comprehension questions and dialogue	write numbers and names	5
3	listening for specific information (present tenses)	3-option multiple-choice pictures and dialogues	tick boxes next to correct picture	5
4	listening for words, colours and prepositions	picture and dialogue	carry out instructions; locate objects and colour correctly (range of colours is: blue, brown, green, orange, pink, purple, red, yellow)	5

Reading and Writing

Again, the focus is on the 'here and now' and the use of language in meaningful contexts where possible. To complete the test, candidates need a single pen or pencil of any colour. There are 5 parts, each starting with a clear example.

part	main skill focus	input	expected response	number of questions
1	reading short sentences and recognising lexis	lexical items, pictures, and sentences	tick or cross to show if sentence is true or false	5
2	reading sentences about a picture and writing one-word answers	1 picture and sentences	write 'yes'/'no'	5
3	spelling of single words	pictures and sets of jumbled letters	write words	5
4	reading a text and writing missing words (nouns)	cloze text, words and pictures	choose and copy missing words correctly	5
5	reading questions about a picture story and writing one-word answers	story presented through 3 pictures and questions	write one-word answers to questions	5

Speaking

In the Speaking test, the candidate speaks with 1 examiner for about 4 minutes. The format of the test is explained in advance to the child in their native language, by a teacher or person familiar to them. This person then takes the child into the exam room and introduces them to the examiner.

Speaking ability is assessed according to various criteria, including comprehension, the ability to produce an appropriate response and pronunciation.

part	main skill focus	input	expected response
1	understanding and following spoken instructions	scene card	point to the correct part of the picture
2	understanding and following spoken instructions	scene card and 8 small object cards	place the object cards on the scene card as directed
3	understanding and answering spoken questions	scene card	answer questions with short answers
4	understanding and answering spoken questions	3 object cards	answer questions with short answers
5	understanding and responding to personal questions	no visual prompt	answer questions with short answers

Further information

The topics, structures, words and tasks upon which the *Cambridge Young Learners English Tests* are based are comprehensively described in the Handbook, so teachers or parents can know exactly what to expect.

Further information about the *Cambridge Young Learners English Tests* can be obtained from the Local Secretary for Cambridge ESOL examinations in your area, or from:

Cambridge ESOL (YLE Subject Officer)
Cambridge Assessment
1 Hills Road
Cambridge
CB1 2EU
United Kingdom

Telephone: +44 1223 553997
Fax: +44 1223 460278
e-mail: ESOLHelpdesk@CambridgeESOL.org
www.CambridgeESOL.org


Test 1 Answers

Listening

Part 1 (5 marks)

Lines should be drawn between:

- 1 the pencil and under the bed
- 2 the ruler and next to the lamp
- 3 the T-shirt and in the garden
- 4 the glasses and on the mother's head
- 5 the hat and between the shoes



Part 2 (5 marks)

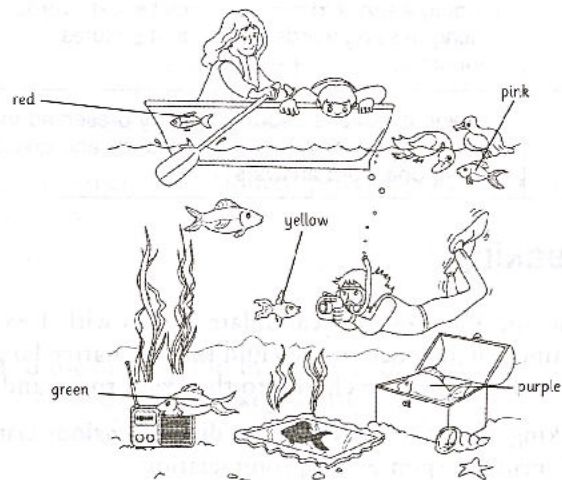
- 1 Happy (correct spelling) 2 3/three 3 7/seven
- 4 Pat (correct spelling) 5 Brown (correct spelling)

Part 3 (5 marks)

- 1 B 2 C 3 A 4 B 5 B

Part 4 (5 marks)

- 1 Colour the fish in front of the camera – yellow
- 2 Colour the fish in the box – purple
- 3 Colour the fish next to the radio – green
- 4 Colour the fish under the ducks – pink
- 5 Colour the fish on the boat – red



TRANSCRIPT *Hello. This is the Cambridge Starters Practice Listening Test, Test 1.*

Part 1 *Look at Part 1. Now look at the picture.*

Listen and look. There is one example.

[pause]

MAN: Can you see the sock?
WOMAN: Yes.
MAN: Put the sock on the guitar.
WOMAN: On the guitar. OK, I'm doing that now.

[pause]

Can you see the line? This is an example. Now you listen and draw lines.

[pause]

1

MAN: Now the pencil. Put it under the bed.
WOMAN: Put the pencil under the bed?
MAN: Yes, please.
WOMAN: OK. I can do that.

[pause]

2

MAN: And can you see the ruler?
WOMAN: Yes. Here it is.
MAN: Good! Put it next to the lamp.
WOMAN: Right. I'm putting the ruler next to the lamp now.

[pause]

3

WOMAN: Where can I put the T-shirt?
MAN: Put it in the garden, please.
WOMAN: Sorry?
MAN: Put the T-shirt in the garden.

[pause]

4

MAN: And can you see the glasses?
WOMAN: Yes. Can I put them on the mother's head?
MAN: Yes, put the glasses on the mother's head.
WOMAN: Right!

[pause]

5

MAN: Now put the hat between the two shoes.
 WOMAN: Pardon? Where can I put the hat?
 MAN: Between the two shoes.
 WOMAN: OK.

Now listen to Part 1 again.
 [The recording is repeated.]

[pause]

That is the end of Part 1.

[pause]

Part 2 *Look at the picture. Listen and write a name or a number. There are two examples.*

[pause]

WOMAN: Hello. What's your name?
 BOY: My name's Bill.
 WOMAN: Is that B-I-L-L?
 BOY: Yes, it is.

[pause]

WOMAN: And how old are you, Bill?
 BOY: I'm six.
 WOMAN: Six! You're very big!
 BOY: Yes, I am.

Can you see the answers? Now you listen and write a name or a number.

[pause]

1

WOMAN: Now, what's your favourite toy?
 BOY: It's my toy monkey. He sleeps in my bed.

WOMAN: And what's his name?
 BOY: It's 'Happy'.

WOMAN: Is that H-A-P-P-Y?
 BOY: Yes.

[pause]

2

WOMAN: And how old is he?
 BOY: My monkey's three.
 WOMAN: Three? He's old!
 BOY: Yes. And I love him.

[pause]

3

WOMAN: Do you have a brother or sister?
 BOY: Yes. I've got seven brothers and sisters.
 WOMAN: Seven! That's a big family!
 BOY: I know!

[pause]

4

WOMAN: And what's your mum's name?
 BOY: Her name's Pat.
 WOMAN: Can you spell her name?
 BOY: Yes. It's P-A-T.

[pause]

5

WOMAN: And what's your family name?
 BOY: Our family name is Brown.
 WOMAN: So your mum and dad are Mr and Mrs Brown?
 BOY: B-R-O-W-N. That's right!

Now listen to Part 2 again.

[The recording is repeated.]

[pause]

That is the end of Part 2.

[pause]

Part 3 *Look at the pictures. Listen and look. There is one example.*

[pause]

What sport is on TV today?

MAN: What are you watching, Nick?
 Is it hockey?

BOY: No, that isn't on TV today.
 And there's no football!

MAN: What are you watching then?
 BOY: Basketball. I'm enjoying it!

[pause]

Can you see the tick? Now you listen and tick the box.

[pause]

1 *Which is Sue's toy?*

MAN: Is this your toy bus, Sue?

GIRL: No, it's my brother's.

MAN: Is this your train then?

GIRL: No, but this is my plane. It's great!

[pause]

2 *Where are Tom's trousers?*

BOY: I can't find my trousers, Mum.
 They're not in my cupboard.

WOMAN: Look in the bathroom.

BOY: They're not there.

WOMAN: Oh, there they are. They're on the floor next to your bed.

[pause]

3 Which book does Sam want?

WOMAN: Look, here's a book on sport, Sam. Do you want it?
 BOY: No thanks, Mum. Is there a book on animals?
 WOMAN: No. But this book's good. There are a lot of cars in it.
 BOY: Great. Can I have that one?
 [pause]

4 What is Ann drawing?

MAN: What are you drawing, Ann? Is it a tiger?
 GIRL: No, Dad. Can't you see?
 MAN: I know. Is it a cow?
 GIRL: No, it's a hippo. Look. It's in some water.
 [pause]

5 What can Ben's mum do?

WOMAN: You like horses, Ben. Can your mum ride?
 BOY: No, she can't.
 WOMAN: What's her hobby? Can she play the piano?
 BOY: No, she paints. Her pictures are very good.

Now listen to Part 3 again.

[The recording is repeated.]

[pause]

That is the end of Part 3.

[pause]

Part 4 Look at the picture. Listen and look. There is one example.

[pause]

BOY: I love this picture. Look at all the fish!
 WOMAN: Yes. You can colour them for me ...
 BOY: OK. Can I colour the fish on the mirror? Can I colour it blue?
 WOMAN: The fish on the mirror, blue? Yes!
 BOY: Good.

[pause]

Can you see the blue fish? This is an example. Now you listen and colour.

[pause]

1

WOMAN: Now, can you see the fish next to the camera?
 BOY: Yes. It's swimming in front of it.
 WOMAN: That's right. Colour the fish in front of the camera yellow.
 BOY: Yellow. OK. I'm doing it now.
 WOMAN: Great!
 [pause]

2

WOMAN: And there's a fish in the box.
 BOY: Oh, yes!
 WOMAN: Colour it purple.
 BOY: The fish in the box? Purple?
 WOMAN: Yes. That's right.
 BOY: OK.

[pause]

3

WOMAN: One fish is next to the radio. Can you see it?
 BOY: Yes. It's listening to it! Can I colour that fish green?
 WOMAN: Yes. Colour the fish next to the radio green.
 BOY: That's my favourite colour!
 WOMAN: Good!

[pause]

4

BOY: Look at the fish in the water under the ducks!
 WOMAN: The fish under the ducks?
 BOY: Yes. What colour can I do that fish?
 WOMAN: Pink.
 BOY: Pardon?
 WOMAN: Pink.

[pause]

5

WOMAN: Now, the fish on the boat. Can you see it?
 BOY: Yes.
 WOMAN: Colour the fish on the boat. Colour it red.
 BOY: Red! Great! I love this picture now.
 WOMAN: Good.

Now listen to Part 4 again.

[The recording is repeated.]

[pause]

That is the end of the Starters Practice Listening Test 1.

Reading and Writing

Part 1 (5 marks)

1 ✓ 2 ✓ 3 ✗ 4 ✓ 5 ✓

Part 2 (5 marks)

1 no 2 no 3 yes 4 no 5 yes

Part 3 (5 marks)

1 meat 2 milk 3 onion 4 bread 5 potato

Part 4 (5 marks)

1 school 2 chair 3 letters 4 children 5 games

Part 5 (5 marks)

1 (he/the man is/s) reading (a/the book) 2 (small) boy/child 3 (a/the) doll/toy 4 bed/blanket 5 (a/the) woman's/girl's (pink) shirt/jacket

Speaking

Part	Examiner does this:	Examiner says this:	Minimum response expected from child:	Back-up questions:
	Usher brings candidate in.	Usher to examiner: Hello. This is (child's name*). Examiner: Hello, *. My name's Jane/Ms Smith.	Hello.	
1	Points to Scene card. Points to the window in Scene card.	Look at this. This is a room in a house. The boy's playing the guitar. Here's the window. * where's the doll? Where are the flowers?	Points at items in the picture.	Is this the doll? Are these the flowers?
2	Points to Object cards.	Now look at these. Which is the frog? I'm putting the frog on the mat. Now you put the frog in the cupboard. Which is the jacket/banana? Put the jacket/banana between the clock and the door. Which is the train/ice cream? Put the train/ice cream under the piano.	Points to Object card. Puts Object card in place. Points to Object card. Puts Object card in place. Points to Object card. Puts Object card in place.	Is this the frog? (pointing to frog) Where's the cupboard? <u>In</u> the cupboard. Is this the jacket/banana? (pointing to jacket/banana) Where are the clock and the door? <u>Between</u> the clock and the door. Is this the train/ice cream? (pointing to train/ice cream) Where's the piano? <u>Under</u> the piano.
3	Removes Object cards and points to a lamp in in Scene card. Points to the baby.	Now, *, what's this? What colour is it? How many lamps are there? What's the baby doing?	lamp red two sleeping	Is it a lamp? Is it green? Red? Is there one? Two? Is the baby sleeping?
4	Puts Scene card away and picks out three Object cards.			
4.1	Shows ball card.	What's this? Do you like sport? What sport do you/your friends like?	ball yes/no football	Is it a ball? Do you/they like football?
4.2	Shows hair card.	What's this? Have you got long or short hair? What colour is your hair?	hair short/long brown	Is it hair? Is your hair brown?
4.3	Shows watermelon card.	What's this? Do you like watermelon? What do you eat for breakfast?	watermelon yes/no bread	Is it a watermelon? Do you eat bread?

* Remember to use the child's name throughout the test.

Test 1 Answers

Part	Examiner does this:	Examiner says this:	Minimum response expected from child:	Back-up questions:
5	Puts away all cards.	<p>Now, *, what's your friend's name?</p> <p>How old is she/he?</p> <p>What do you do with your friend?</p>	<p><i>Maria/John</i></p> <p>10</p> <p><i>play</i></p>	<p>Is your friend's name Maria/John?</p> <p>Is she/he 10?</p> <p>Do you play with your friend?</p>
		OK, thank you, *. Goodbye.	Goodbye.	

* Remember to use the child's name throughout the test.


Test 2 Answers

Listening

Part 1 (5 marks)

Lines should be drawn between:

- 1 the sausages and on the elephant's tail
- 2 the eggs and next to the bike
- 3 the cake and in the bag
- 4 the duck and between the house and the tree
- 5 the apple and in the girl's hand (either hand is acceptable)



Part 2 (5 marks)

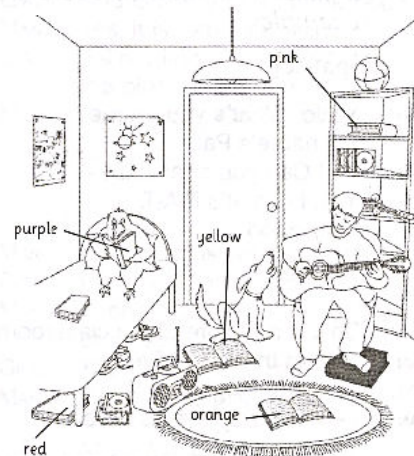
- 1 Tom (correct spelling)
- 2 8/eight
- 3 Bird (correct spelling)
- 4 9/nine
- 5 Grey (correct spelling)

Part 3 (5 marks)

- 1 C
- 2 A
- 3 B
- 4 B
- 5 C

Part 4 (5 marks)

- 1 Colour the book in the bookcase – pink
- 2 Colour the book between the dog and the radio – yellow
- 3 Colour the book under the bed – red
- 4 Colour the bird's book – purple
- 5 Colour the book on the mat – orange



TRANSCRIPT *Hello. This is the Cambridge Starters Practice Listening Test, Test 2.*

Part 1 *Look at Part 1. Now look at the picture. Listen and look. There is one example.*

[pause]

MAN: Can you find the flowers?
 WOMAN: Yes. There they are.
 MAN: Please can you put the flowers in the window?
 WOMAN: OK, I'm putting the flowers in the window.

[pause]

Can you see the line? This is an example. Now you listen and draw lines.

[pause]

1

MAN: Can you see the sausages?
 WOMAN: These sausages?
 MAN: Yes. Please put them on the elephant's tail.

WOMAN: On the elephant's tail. OK.
 [pause]
 2
 MAN: Now find the eggs.
 WOMAN: Yes ...
 MAN: And put them next to the bike.
 WOMAN: Right. The eggs are next to the bike now.
 [pause]
 3
 WOMAN: Now, where can I put the cake?
 MAN: The cake? Oh, yes. Please put it in the bag.
 WOMAN: OK, I'm putting it in the bag.
 MAN: Thank you.
 [pause]
 4
 WOMAN: Look! There's a duck. Where can I put it?
 MAN: Please put it between the house and the tree.

WOMAN: OK, I'm putting the duck between the house and the tree.
MAN: Good, thank you.
[pause]
5
MAN: There's an apple here.
WOMAN: Yes, I can see it.
MAN: Please put the apple in the girl's hand.
WOMAN: It's in the girl's hand now.

Now listen to Part 1 again.

[The recording is repeated.]

[pause]

That is the end of Part 1.

[pause]

Part 2 *Look at the picture. Listen and write a name or a number. There are two examples.*

[pause]

WOMAN: Hello. What's your name?
BOY: My name's Pat.
WOMAN: Oh! Can you spell that?
BOY: Yes, I can. It's P-A-T.
WOMAN: Very good.

[pause]

BOY: This is a picture of my classroom.
WOMAN: Oh! Is that class five?
BOY: Yes, that's right.
WOMAN: I know a boy in class five.

Can you see the answers? Now you listen and write a name or a number.

[pause]

1

WOMAN: What's your friend's name at school?
BOY: His name's Tom.
WOMAN: Do you spell that T-O-M?
BOY: Yes.

[pause]

2

WOMAN: And how many girls are there in your class?
BOY: There are ... mmm ... eight.
WOMAN: Eight girls?
BOY: Yes, that's right.

[pause]

3

WOMAN: And who is the woman in your picture?
BOY: That's my teacher. She's Mrs Bird.
WOMAN: Oh! Can you spell her name?
BOY: Yes, I can. It's B-I-R-D.
WOMAN: Well done!

[pause]

4

BOY: Our teacher likes mice. She's got nine of them.
WOMAN: How many mice?
BOY: Nine. They're funny! They live at the school.
WOMAN: Oh!

[pause]

5

WOMAN: And where do you live, Pat?
BOY: I live in Grey Street.
WOMAN: Do you spell that G-R-E-Y?
BOY: Yes.

Now listen to Part 2 again.

[The recording is repeated.]

[pause]

That is the end of Part 2.

[pause]

Part 3 *Look at the pictures. Listen and look. There is one example.*

[pause]

What's Mum doing?

MAN: Is Mum watching television?
GIRL: No, she isn't. She's in her bedroom.
MAN: Oh. Is she sleeping?
GIRL: No, she's reading.

[pause]

Can you see the tick? Now you listen and tick the box.

[pause]

1 *Where's the football shirt?*

BOY: Mum! I can't find my football shirt!
WOMAN: Is it in your cupboard?
BOY: No, it isn't. And it isn't in the car.
WOMAN: Look! There it is, on the bed!

[pause]

2 *Which animals does Sue like?*

BOY: Do you like cats, Sue?
GIRL: No, I don't.
BOY: Well, do you like horses?
GIRL: No. I like small animals. Lizards are my favourite.

[pause]

3 *Where are Grandfather's glasses*

MAN: Oh, where are my glasses?
 GIRL: Are they on the desk?
 MAN: No, they aren't. And they aren't on the sofa.
 GIRL: Oh, Grandfather, look! They're on your nose!
 [pause]

4 *Where can Mum put the spider?*

GIRL: Mum! Mum! There's a spider in the bath!
 WOMAN: Oh, no! What can we do with it?
 GIRL: Can we put it in a box?
 WOMAN: No. Spiders don't like boxes. Look! I'm putting it in the garden.
 [pause]

5 *How old is Nick?*

MAN: Happy birthday, Nick!
 BOY: Thanks.
 MAN: How old are you now, then?
 BOY: I'm six today. My sister is seven and my big brother is ten.
 [pause]

Now listen to Part 3 again.

[The recording is repeated.]

[pause]

That is the end of Part 3.

[pause]

Part 4 *Look at the picture. Listen and look. There is one example.*

[pause]

MAN: Look at this picture.
 GIRL: Yes. The boy's in his bedroom. He's playing his guitar.
 MAN: Yes. Now, can you see the big book under his foot?
 GIRL: The big book under his foot? Yes, I can see it. Can I colour it blue?
 MAN: Yes, please. Colour it blue.
 [pause]

Can you see the blue book under the boy's foot. This is an example. Now you listen and colour.

[pause]

1

MAN: OK. There's a book in the bookcase behind the boy. Can you see it?
 GIRL: Yes, I can see it.
 MAN: Can you colour it pink?
 GIRL: OK. I'm colouring the book in the bookcase pink.
 [pause]

2

MAN: Can you see a book between the dog and the radio?
 GIRL: Oh, yes. Can I colour it yellow?
 MAN: Yes, please. Colour the book between the dog and the radio yellow.
 GIRL: Oh, look, the dog's singing!
 [pause]

3

GIRL: What now?
 MAN: Well, there's a book under the bed.
 GIRL: Oh, yes, I can see it.
 MAN: Colour it red, please.
 GIRL: OK, the book under the bed is now red.
 [pause]

4

GIRL: And is that a bird on the bed?
 MAN: Yes, it is. And it's reading!
 GIRL: It's reading a big book! Can I colour the bird's book purple?
 MAN: Yes, please. Colour that book purple.
 [pause]

5

MAN: Now, what is your favourite colour?
 GIRL: Oh, it's orange.
 MAN: Then colour the book on the mat orange.
 GIRL: The book on the mat? OK.
 MAN: Good. I like this picture now.

Now listen to Part 4 again.

[The recording is repeated.]

[pause]

That is the end of the Starters Practice Listening Test 2.

Reading and Writing

Part 1 (5 marks)

1 X 2 X 3 ✓ 4 ✓ 5 X

Part 2 (5 marks)

1 no 2 yes 3 yes 4 yes 5 yes

Part 3 (5 marks)

1 doll 2 kite 3 robot 4 guitar 5 computer

Part 4 (5 marks)

1 shells 2 fish 3 boat 4 drink 5 ball

Part 5 (5 marks)

1 (coconut) tree 2 coconut 3 head
 4 drinking (coconut milk)/sitting (down)
 5 (man's) hat

Speaking

Part	Examiner does this:	Examiner says this:	Minimum response expected from child:	Back-up questions:
	Usher brings candidate in.	Usher to examiner: Hello. This is (child's name*) . Examiner: Hello, *. My name's <i>Jane/Ms Smith</i> .	Hello.	
1	Points to Scene card. Points to the teacher in Scene card.	Look at this. It's a school playground. The girls are playing table tennis. Here's the teacher. *where's the cat? Where are the footballs?	Points at items in the picture.	Is this the cat? Are these the footballs?
2	Points to Object cards.	Now look at these. Which is the shell? I'm putting the shell in the water. Now you put the shell under the tree. Which is the radio? Put the radio between the mouse and the table. Which is the duck/spider? Put the duck/spider next to the bag.	Points to Object card. Puts Object card in place. Points to Object card. Puts Object card in place. Points to Object card. Puts Object card in place.	Is this the shell? (pointing to shell) Where's the tree? <u>Under</u> the tree. Where's the radio? (pointing to radio) Where are the mouse and the table? <u>Between</u> the mouse and the table. Is this the duck/spider? (pointing to duck/spider) Where's the bag? <u>Next</u> to the bag.
3	Removes Object cards and points to a kite in Scene card. Points to the boys.	Now, *, what's this? What colour is it? How many kites are there? What are the boys doing?	kite red three reading	Is it a kite? Is it blue? Red? Are there two? Three? Are they reading?
4	Puts Scene card away and picks out three Object cards.			
4.1	Shows elephant card.	What's this? Do you like elephants? What's your favourite animal?	elephant yes/no dog	Is it an elephant? Do you like dogs?
4.2	Shows camera/bike card.	What's this? Have you got a camera/bike? What colour is your/this camera/bike?	camera/bike yes/no purple	Is it a camera/bike? Is it purple?
4.3	Shows basketball card.	What's this? Do you play basketball? What sport do you watch on TV?	basketball yes/no football	Is it basketball? Do you watch football on TV?

* Remember to use the child's name throughout the test.

Part	Examiner does this:	Examiner says this:	Minimum response expected from child:	Back-up questions:
5	Puts away all cards.	<p>Now, *, how old are you?</p> <p>Where do you live?</p> <p>What food do you like?</p>	<p>8</p> <p>(Name of town or city)</p> <p>burgers</p>	<p>Are you 8?</p> <p>Do you live in (name of town or city)?</p> <p>Do you like burgers?</p>
		<p>OK, thank you, *.</p> <p>Goodbye.</p>	<p>Goodbye.</p>	

* Remember to use the child's name throughout the test.

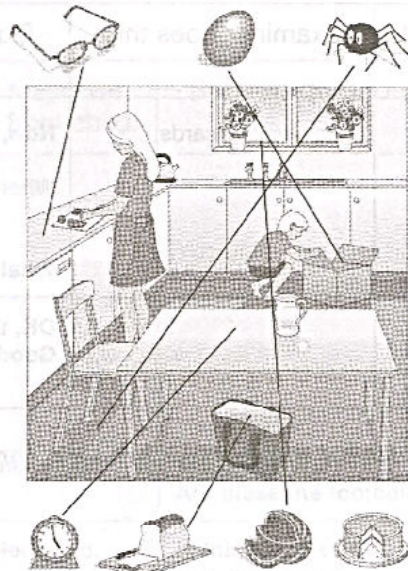
Test 3 Answers

Listening

Part 1 (5 marks)

Lines should be drawn between:

- 1 the egg and in the box
- 2 the spider and under the chair
- 3 the clock and on the table
- 4 the bread and in the bag
- 5 the watermelon and between the flowers



Part 2 (5 marks)


- 1 (class) 9/nine 2 Page (correct spelling) 3 10/ten (children)
- 4 Bill (correct spelling) 5 7/seven (year(s) (old)) (today)

Part 3 (5 marks)

- 1 A 2 B 3 C 4 B 5 A

Part 4 (5 marks)

- 1 Colour the swimming monkey – red
- 2 Colour the monkey sitting on a hippo – yellow
- 3 Colour the monkey eating a banana – brown
- 4 Colour the monkey with a ball – blue
- 5 Colour the monkey pointing to a crocodile – orange



TRANSCRIPT *Hello. This is the Cambridge Starters Practice Listening Test, Test 3.*

Part 1 *Look at Part 1. Now look at the picture. Listen and look. There is one example.*

[pause]

WOMAN: Put the glasses next to the woman.
 MAN: Sorry? Where can I put the glasses?
 WOMAN: Please put them next to the woman.
 MAN: Right.

[pause]

Can you see the line? This is an example. Now you listen and draw lines.

[pause]

1

WOMAN: Now, can you see the egg?
 MAN: Yes, where can I put the egg?
 WOMAN: Put it in the box.
 MAN: In the box? It's in there now.

[pause]

2
 WOMAN: There's a spider here. Can you see it?
 MAN: Yes. It's a big spider.
 WOMAN: Put it under the chair.
 MAN: I'm putting it under the chair.

[pause]

3

WOMAN: And the clock.
 MAN: The clock?
 WOMAN: Yes. Put it on the table.
 MAN: Good. It's on the table now.

[pause]

4

MAN: And what now?
 WOMAN: Find the bread and put it in the bag.
 MAN: Sorry, where?
 WOMAN: Put the bread in the bag.

[pause]

5

WOMAN: Can you see the watermelon?
 MAN: Yes. Where can I put it?
 WOMAN: Between the flowers.
 MAN: Right. The watermelon is between the flowers.

Now listen to Part 1 again.

[The recording is repeated.]

[pause]

That is the end of Part 1.

[pause]

Part 2 Look at the picture. Listen and write a name or a number. There are two examples.

[pause]

MAN: There's a guitar. Who can play it?
 GIRL: My friend May. She can play it.
 MAN: How do you spell May?
 GIRL: M-A-Y.
 MAN: Thank you.

[pause]

MAN: And how old is she?
 GIRL: She's eight.
 MAN: Eight?
 GIRL: Yes, that's right.

Can you see the answers? Now you listen and write a name or a number.

[pause]

1

MAN: So, which class is May in?
 GIRL: Class nine.
 MAN: Class nine at your school?
 GIRL: That's right.

[pause]

2

MAN: And who's her teacher?
 GIRL: Mrs Page.
 MAN: Is that P-A-G-E?
 GIRL: Yes. She's a good teacher.

[pause]

3

MAN: How many children are there in May's class?
 GIRL: Er ... there are ten.
 MAN: Ten children?
 GIRL: That's right.

[pause]

4

MAN: And has May got a brother? Do you know?
 GIRL: Yes. His name's Bill.
 MAN: Do you spell that B-I double L?
 GIRL: Yes.

[pause]

5

MAN: How old is he?
 GIRL: He's seven today.
 MAN: Seven today!
 GIRL: Yes, it's his birthday.
 MAN: Thank you.

Now listen to Part 2 again.

[The recording is repeated.]

[pause]

That is the end of Part 2.

[pause]

Part 3 Look at the pictures. Listen and look. There is one example.

[pause]

Which is Sam's favourite sport?

MAN: Do you like basketball, Sam?
 BOY: No, I don't.
 MAN: Well, do you like tennis?
 BOY: It's OK. I love football. That's my favourite game.

[pause]

Can you see the tick? Now you listen and tick the box.

[pause]

1 *Where's Kim?*

MAN: Where's Kim? Is she in her bedroom?
 WOMAN: No, and she's not in the bathroom.
 MAN: Look in the garden. Is she there?
 WOMAN: Oh yes, there she is!

[pause]

2 *What's under Mum's hat?*

GIRL: What's that, under Mum's hat?
 BOY: Is it a mouse?
 GIRL: No. Is it a lizard?
 BOY: No. Look, it's a baby frog!

[pause]

3 *What does May want for supper?*

WOMAN: May, what do you want for supper? Do you want some fish and lemon?
 GIRL: No, thanks. Can I have some meat and a tomato, please?
 WOMAN: OK. Do you want some rice with that?
 GIRL: No thanks, Mum.

[pause]

4 Which woman is Sam's teacher?

MAN: Is that your teacher in the dress, Sam?
 BOY: No. My teacher's there. Can you see her?
 MAN: Is she wearing trousers and a jacket?
 BOY: No, that's my teacher in a skirt and a T-shirt.

[pause]

5 What's Anna doing?

GIRL: What's Anna doing, Dad?
 MAN: I don't know. Is she watching TV?
 GIRL: No. And she isn't playing on her computer.
 MAN: Oh, I know! She's painting a picture in the garden.

Now listen to Part 3 again.

[The recording is repeated.]

[pause]

That is the end of Part 3.

[pause]

Part 4 Look at the picture. Listen and look. There is one example.

[pause]

MAN: Look, here's a picture of some monkeys. Can you colour them?
 GIRL: Yes, please! I like monkeys.
 MAN: Can you see the monkey under the tree?
 GIRL: Yes. It's sleeping.
 MAN: Well, colour it pink.
 GIRL: OK, the monkey under the tree is pink.

[pause]

Can you see the pink monkey under the tree? This is an example. Now you listen and colour.

[pause]

1

MAN: One monkey is swimming. Can you see it?
 GIRL: Oh, yes, you're right! A monkey is swimming.
 MAN: Well, colour that monkey red.
 GIRL: OK. It's red now.

[pause]

2

MAN: Now find the hippo.
 GIRL: There it is. A monkey's sitting on it!
 MAN: That's right. Colour that monkey yellow, please.

GIRL: OK. I'm colouring the monkey on the hippo yellow now.

[pause]

3

MAN: One monkey is eating a banana.
 GIRL: Oh, yes.
 MAN: Can you colour that monkey brown?
 GIRL: OK. The monkey with the banana is brown.
 MAN: That's very good!

[pause]

4

MAN: One monkey is throwing a ball. Can you see it?
 GIRL: Yes, there it is.
 MAN: Colour that monkey blue.
 GIRL: Right. The monkey with the ball is blue now.

[pause]

5

MAN: One of the monkeys is pointing to a crocodile.
 GIRL: Pointing to a crocodile? Oh, now I see it!
 MAN: Good.
 GIRL: Can I colour that monkey orange?
 MAN: Orange? Yes.
 GIRL: OK.

Now listen to Part 4 again.

[The recording is repeated.]

[pause]

That is the end of the Starters Practice Listening Test 3.

Reading and Writing

Part 1 (5 marks)

1 X 2 X 3 X 4 ✓ 5 ✓

Part 2 (5 marks)

1 no 2 no 3 yes 4 no 5 yes

Part 3 (5 marks)

1 bike 2 boat 3 plane 4 train 5 helicopter

Part 4 (5 marks)

1 board 2 children 3 chairs 4 books 5 games

Part 5 (5 marks)

1 dress 2 (sun) hat 3 6/six (pears)
 4 girl/woman 5 sleeping/sitting/nothing

Speaking

Part	Examiner does this:	Examiner says this:	Minimum response expected from child:	Back-up questions:
	Usher brings candidate in.	Usher to examiner: Hello. This is (child's name*). Examiner: Hello, *. My name's Jane/Ms Smith.	Hello.	
1	Points to Scene card. Points to the bananas in Scene card.	Look at this. It's a shop. The woman is here with her children. Here are the bananas. *, where's the door? Where are the oranges?	Points at items in the picture.	Is this the door? Are these the oranges?
2	Points to Object cards.	Now look at these. Which is the book? I'm putting the book next to the carrots. Now you put the book on the train. Which is the hippo? Put the hippo between the girl and the boy. Which is the guitar/phone? Put the guitar/phone behind the baby.	Points to Object card. Puts Object card in place. Points to Object card. Puts Object card in place. Points to Object card. Puts Object card in place.	Is this the book? (pointing to book) Where's the train? On the train. Is this the hippo? (pointing to hippo) Where are the girl and the boy? Between the girl and the boy. Is this the guitar/phone? (pointing to guitar/phone) Where's the baby? Behind the baby.
3	Removes Object cards and points to the white chair in Scene card. Points to the painter.	Now, *, what's this? What colour is it? How many chairs are there? What's this man doing?	chair white three painting	Is it a chair? Is it black? White? Are there two? Three? Is he painting?
4	Puts Scene card away and picks out three Object cards.			
4.1	Shows hat card.	What's this? Do you have a hat? What colour is your/this hat?	hat yes/no black	Is it a hat? Is it black?
4.2	Shows computer card.	What's this? Have you got a computer? Where's your/this computer?	computer yes/no (on a) table	Is it a computer? Is your/this computer on a table?
4.3	Shows burger/chicken card.	What's this? Do you like burgers/chicken? What do you eat for lunch?	burger/chicken yes/no rice	Is it a burger/chicken? Do you eat rice?

* Remember to use the child's name throughout the test.

Part	Examiner does this:	Examiner says this:	Minimum response expected from child:	Back-up questions:
5	Puts away all cards.	<p>Now, *, where do you learn English?</p> <p>Is your school big or small?</p> <p>Who do you sit next to at school?</p>	<p>(at) school</p> <p>big</p> <p>my friend</p>	<p>Do you learn English at school?</p> <p>Is your school big?</p> <p>Do you sit next to your friend?</p>
		<p>OK, thank you, *. Goodbye.</p>	<p>Goodbye.</p>	

* Remember to use the child's name throughout the test.

STARTERS THEMATIC VOCABULARY LIST

For ease of reference, vocabulary is arranged in semantic groups or themes. Some words appear under more than one heading.

In addition to the topics, notions and concepts listed for the syllabus, the following categories appear:

- useful words and expressions
- adjectives
- determiners
- adverbs
- prepositions
- conjunctions
- pronouns
- verbs
- modals
- question words
- names

ANIMALS

animal
bird
cat
chicken
cow
crocodile
dog
duck
elephant
fish (s & pl)
frog
giraffe
goat
hippo
horse
lizard
monkey
mouse/mice
sheep (s & pl)
snake
spider
tail
tiger
zoo

THE BODY & FACE

arm
body
ear
eye
face
foot/feet
hair
hand
head
leg
mouth

nose
smile

CLOTHES

bag
clothes
dress
glasses
handbag
hat
jacket
jeans
shirt
shoe
skirt
sock
trousers
T-shirt
watch
wear

COLOURS

black
blue
brown
green
grey (or gray)
orange
pink
purple
red
white
yellow

FAMILY & FRIENDS

baby
boy
brother

child/children
cousin
dad(dy)
family
father
friend
girl
grandfather
grandma
grandmother
grandpa
live
man/men
Miss
mother
Mr
Mrs
mum(my) (US mom(my))
old
person/people
sister
their
them
they
us
we
woman/women
you
young
your

FOOD & DRINK

apple
banana
bean
bread
breakfast
burger
cake

carrot
 chicken
 chips (US fries)
 coconut
 dinner
 drink (n & v)
 eat
 egg
 fish
 food
 fries (UK chips)
 fruit
 grape
 ice cream
 juice
 lemon
 lemonade
 lime
 lunch
 mango
 meat
 milk
 onion
 orange
 pea
 pear
 pineapple
 potato
 rice
 sausage
 supper
 tomato
 water
 watermelon

THE HOME

apartment
 armchair
 bath
 bathroom
 bed
 bedroom
 bookcase
 box
 camera
 chair
 clock
 computer
 cupboard
 desk
 dining room
 doll
 door
 flat
 floor
 flower
 garden
 hall
 house

kitchen
 lamp
 living room
 mat
 mirror
 painting
 phone
 picture
 radio
 room
 sleep
 sofa
 table
 television/TV
 toy
 tree
 wall
 watch
 window

NUMBERS

Cardinals: 1–20

PLACES & DIRECTIONS

behind
 between
 here
 in
 in front of
 next to
 on
 park
 shop (US store)
 store (UK shop)
 street
 there
 under

SCHOOL

alphabet
 answer
 ask
 board
 book
 bookcase
 class
 classroom
 close
 colour
 computer
 correct
 cross
 cupboard
 desk
 door
 draw(ing)
 English
 eraser

example
 find
 floor
 know
 learn
 lesson
 letter (as in alphabet)
 line
 listen (to)
 look
 name
 number
 open
 page
 part
 pen
 pencil
 picture
 playground
 question
 read
 right (as in correct)
 rubber
 ruler
 school
 sentence
 spell
 story
 teacher
 tell
 test (n & v)
 tick (n & v)
 understand
 wall
 window
 word
 write

SPORTS & LEISURE

badminton
 ball
 baseball
 basketball
 beach
 bike
 boat
 book
 bounce
 camera
 catch
 doll
 draw(ing)
 drive
 enjoy
 favourite
 fish(ing)
 fly
 football (US soccer)
 game

guitar
hit
hobby
hockey
jump
kick (v)
kite
listen (to)
paint(ing)
photo
piano
picture
play (with)
radio
read
ride (n & v)
run
sing
soccer (UK football)
song
sport
story
table tennis
television/TV
tennis
throw
toy
TV/television
watch

TIME

afternoon
birthday
clock
day
end
evening
morning
night
today
watch

TOYS

ball
baseball
basketball
bike
car
doll
football
game
helicopter
kite
lorry (US truck)
monster
plane
robot

toy
train
truck (UK lorry)

TRANSPORT

bike
boat
bus
car
fly (v)
go
helicopter
lorry (US truck)
motorbike
plane
ride
run
swim
train
truck (UK lorry)
walk

WEATHER

sun

WORK

teacher

THE WORLD AROUND US

beach
sand
sea
shell
street
sun
tree
water

USEFUL WORDS & EXPRESSIONS

bye (-bye)
goodbye
hello
I don't know
no
oh
oh dear
OK
pardon
please
right
so
sorry
thank you
thanks
then
well

well done
wow
yes

ADJECTIVES

angry
beautiful
big
clean
closed
correct
dirty
double
English
favourite
funny
good
great
happy
her
his
its
long
my
new
nice
old
our
right (correct)
sad
short
small
sorry
their
ugly
young
your

DETERMINERS

a/an
a lot of
lots of
many
my
no
one
some
that
the
these
this
those

ADVERBS

a lot
again
here
lots

not
now
then
there
today
too
very

PREPOSITIONS

about
at
behind
between
for
from
in (prep of place)
in front of
like
next to
of
on
to
under
with

CONJUNCTIONS

and
but
or

PRONOUNS

he
her
hers
him
his
I
it
its
me
mine
one
ours
she
that
theirs
them
these
they
this
those
us
we
you
yours

VERBS

Irregular:

be
catch (a ball)
choose
come
do
draw
drink
drive
eat
find
fly
get
give
go
have
have (got)
hit
hold
know
learn
make
put
read
ride
run
say
see
sing
sit (down)
sleep
spell
stand (up)
swim
take (a photo)
tell
throw
understand
wear
write

Regular:

add
answer
ask
bounce
clean
close
colour
complete
cross
enjoy
jump
kick
learn
like
listen (to)
live

look
look at
love
open
paint
phone
pick up
play (with)
point
show
smile
start
stop
talk
test
tick
try
walk
want
watch
wave

MODALS

can/cannot/can't

QUESTION WORDS

how
how many
how old
what
where
which
who
whose

NAMES

Alex
Ann
Anna
Ben
Bill
Jill
Kim
Lucy
May
Nick
Pat
Sam
Sue
Tom
Tony

CAMBRIDGE

Starters

6

Examination Papers from University of Cambridge ESOL Examinations

Cambridge University Press is the only official publisher of Young Learners past papers from Cambridge ESOL – an essential part of any preparation course for the Young Learners English Tests.

Cambridge Young Learners English Tests are designed to evaluate the English level of primary learners aged 7 to 12 – and make testing fun. They consist of three key levels of assessment: Starters, Movers and Flyers.


This edition contains three Starters papers from University of Cambridge ESOL Examinations. These colourful test papers contain engaging activities and attractive illustrations to motivate young learners at this level. They also provide an excellent opportunity for children, parents and teachers alike to familiarise themselves with the format of the test.

The CD contains the recorded material for the Listening test. The Answer Booklet includes tapescripts, answers and examples of the type of interchange to expect in the Speaking test.

Available in this series:



ISBN: 978 0 521 69361 5



ISBN: 978 0 521 69398 1



ISBN: 978 0 521 69325 7



CAMBRIDGE
UNIVERSITY PRESS
www.cambridge.org

ISBN 978-0-521-73934-4



9 780521 739344 >